

# Flock



*Fabrics by* **Thomas Knauer**



**makower uk**

1384 Broadway  
New York, NY 10018  
(800) 223-5678  
[www.andoverfabrics.com](http://www.andoverfabrics.com)

Quilt designed by Thomas Knauer

Finished size: 72" x 84"

12/20/11

# Flock Quilt

Introducing Andover Fabrics new collection: Flock by Thomas Knauer  
 Quilt designed by Thomas Knauer

Unusual geometric prints and stripes are the stars of this interesting quilt. Because of the fabric placement and rotation of the blocks, the eye is fooled and individual blocks disappear.

Quilt finishes 72" x 84"  
 42 Blocks: 12" x 12"

## Cutting Directions

**Note:** All measurements are cut sizes and include 1/4" seam allowances. WOF designates the width of fabric from selvedge to selvedge (approximately 42" wide).

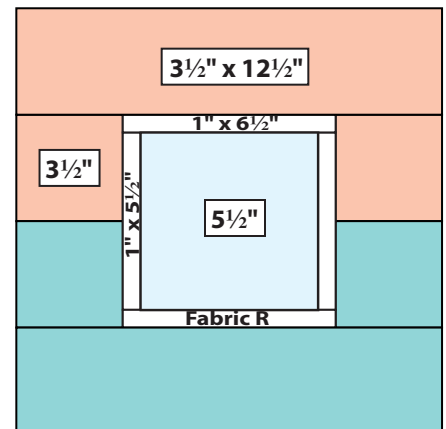
- Fabric A** Fussy-cut (7) squares 5 1/2" x 5 1/2"
- Fabric B** Fussy-cut (7) squares 5 1/2" x 5 1/2"
- Fabric C** Fussy-cut (7) squares 5 1/2" x 5 1/2"
- Fabric D** Fussy-cut (7) squares 5 1/2" x 5 1/2"
- Fabric E** Fussy-cut (7) squares 5 1/2" x 5 1/2"
- Fabric F** Fussy-cut (7) squares 5 1/2" x 5 1/2"
- Fabric G** Cut (11) rectangles 3 1/2" x 12 1/2"  
 Cut (22) squares 3 1/2" x 3 1/2"
- Fabric H** Cut (11) rectangles 3 1/2" x 12 1/2"  
 Cut (22) squares 3 1/2" x 3 1/2"
- Fabric I** Cut (11) rectangles 3 1/2" x 12 1/2"  
 Cut (22) squares 3 1/2" x 3 1/2"
- Fabric J** Cut (8) rectangles 3 1/2" x 12 1/2"  
 Cut (16) squares 3 1/2" x 3 1/2"
- Fabric K** Cut (8) rectangles 3 1/2" x 12 1/2"  
 Cut (16) squares 3 1/2" x 3 1/2"
- Fabric L** Cut (2) rectangles 3 1/2" x 12 1/2"  
 Cut (4) squares 3 1/2" x 3 1/2"
- Fabric N** Cut (8) strips 2 1/2" x WOF for binding
- Fabric O** Cut (11) rectangles 3 1/2" x 12 1/2"  
 Cut (22) squares 3 1/2" x 3 1/2"
- Fabric P** Cut (11) rectangles 3 1/2" x 12 1/2"  
 Cut (22) squares 3 1/2" x 3 1/2"
- Fabric Q** Cut (11) rectangles 3 1/2" x 12 1/2"  
 Cut (22) squares 3 1/2" x 3 1/2"
- Fabric R** Cut (84) strips 1" x 6 1/2"  
 Cut (84) strips 1" x 5 1/2"
- Backing (M)** Cut (2) panels 40" x 92", pieced to fit quilt top with overlap on all sides

## Fabric Requirements

		Yardage	Fabric
<b>Fabric A</b>	blocks	1 yard	5652-B
<b>*Fabric B</b>	blocks	1 yard	5652-E
<b>Fabric C</b>	blocks	1/2 yard	5653-B
<b>Fabric D</b>	blocks	1/2 yard	5653-E
<b>Fabric E</b>	blocks	2/3 yard	5654-B
<b>Fabric F</b>	blocks	2/3 yard	5654-E
<b>Fabric G</b>	blocks	3/4 yard	5655-B
<b>Fabric H</b>	blocks	3/4 yard	5655-E
<b>Fabric I</b>	blocks	3/4 yard	5655-EY
<b>Fabric J</b>	blocks	1/2 yard	5656-B
<b>Fabric K</b>	blocks	1/2 yard	5656-BB
<b>Fabric L</b>	blocks	1/8 yard	5656-E
<b>Fabric M</b>	backing	5 1/4 yards	5657-B
<b>Fabric N</b>	binding	5/8 yard	5657-E
<b>Fabric O</b>	blocks	3/4 yard	5658-B
<b>Fabric P</b>	blocks	3/4 yard	5658-E
<b>Fabric Q</b>	blocks	3/4 yard	5658-EE
<b>Fabric R</b>	blocks	1 yard	A-S-L

## Making and Assembling the Quilt

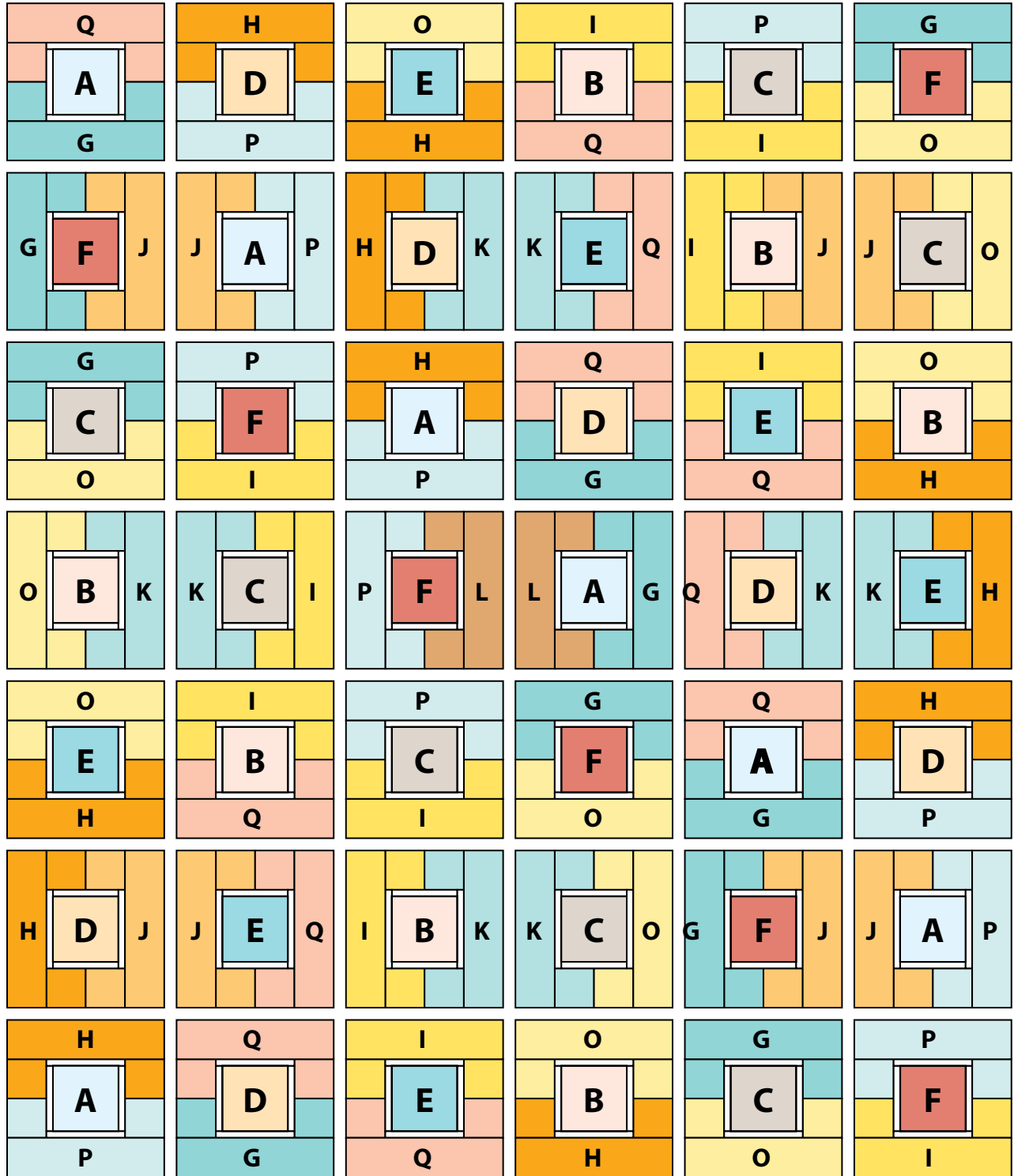
- Study the Quilt Diagram and note the various combinations of fabrics used in each of the 42 blocks. Fussy-cut Fabric A-F squares as shown in the quilt photograph. Begin with the first block in row 1. Referring to the Block Diagram, sew a Fabric R 1" x 5 1/2" strip to sides of a 5 1/2" square. Press seam allowances toward the center. Sew 1" x 6 1/2" strips to the top and bottom. Sew the correct 3 1/2" squares in pairs, and sew the units to the sides of the pieced square. Sew the correct 3 1/2" x 12 1/2" rectangles to the top and bottom.



**Block Diagram**

# Flock Quilt

- Place the block on a design wall or flat surface. Make the next block in the row. Once you have made all 6 blocks for a row, join the blocks, being careful to rotate the blocks as shown to duplicate the overall design. Repeat these steps to make 7 rows. Join the rows.
- Layer the quilt with batting and backing and baste. Quilt in the ditch around block patches. Quilt around the printed motifs in the center squares. Bind to finish the quilt.



Quilt Diagram

# Flock


by Thomas Knauer



5652-B



5652-E



5654-B



5653-B



5653-E



5654-E



5656-B



5656-BB



5656-E



5657-B



5655-E



5655-B



5655-EY



5657-E



5658-B




5658-E



5658-EE

Andover Solids – White



A-S-L